

GAS DOOR AIR HEATERS



MODEL: ADH



Overview

ADH



Discharge View

The Aerovent Automatic Door Air Heater tempers the sudden influx of cold air when a roll-top or overhead door is opened. To mix hot and cold air, it is necessary to create a highly turbulent condition directly in front of the door. The Door Air Heater provides a high velocity blast of hot air to mix with the sudden influx of cold air, “bore through it” and splash off the floor. Installed at a car wash exit, the ADH Series of door air heaters directs high-speed air to help dry vehicles after a drying cycle.

Most unit heaters and slotted duct systems do not have sufficient power to break completely through this “river” of cold air. The Aerovent unit will do the job effectively, economically and instantaneously. The heater is ready to go at all times. As soon as the door raises far enough to trip the switch, the fan starts. A few seconds later there is full heat, with no warm-up and no delay. When the door is closed, the heat and fan shut off together. The unit operates only when auxiliary heat is required.

There are two options for covering a 12'x12' door opening:

- ADH-7 (100°F temperature rise) for moderate climates
- ADH-9 (130°F temperature rise) for cold climates

Typical Applications Include

Logistics Terminals, Industrial Manufacturing, Car Wash

Operation Designs

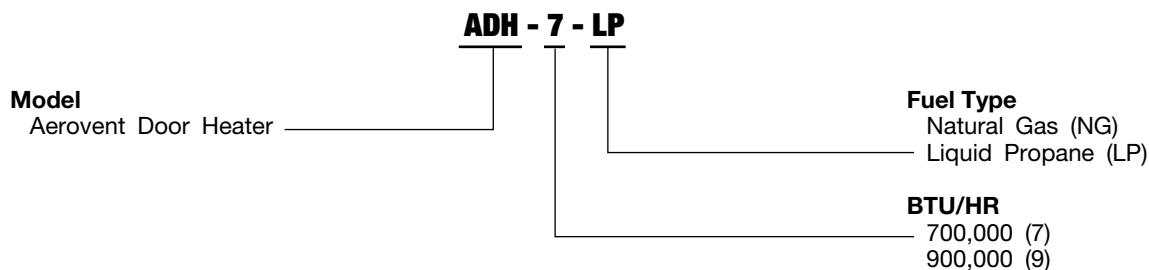
Natural gas or propane



Inlet View

AEROVENT 
INDUSTRIAL VENTILATION SYSTEMS

MODEL NOMENCLATURE




Overview

ADH

Safety Features

- ANSI-certified gas train
- Airflow proving and high-limit switches to prevent accidental overheating
- Flame safeguard relay to confirm functionality and safe condition before ignition to prevent accidental release of gas
- ETL listed to meet UL-508A for electrical safety
- Control components are mounted in a NEMA 12 enclosure for dust and weather ingress protection




Car Wash Application

AEROVENT 
INDUSTRIAL VENTILATION SYSTEMS



Warehouse Application

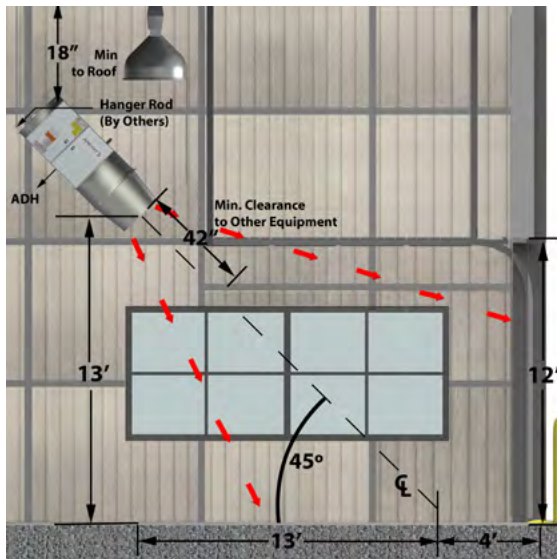
Mounting Positions



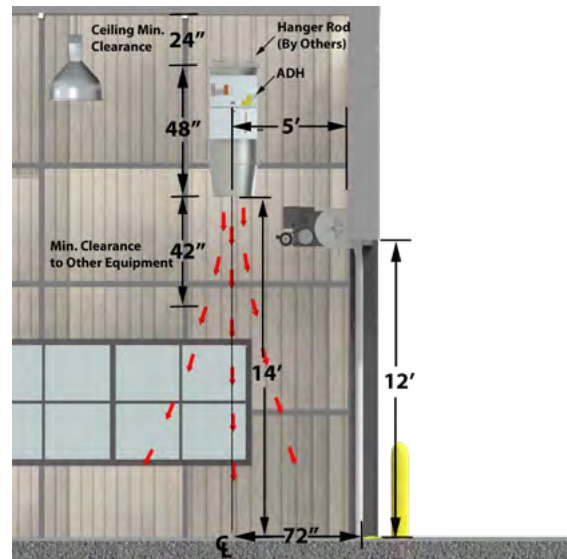
IMPORTANT: Do not mount unit with control box upside down.



Interior Installation

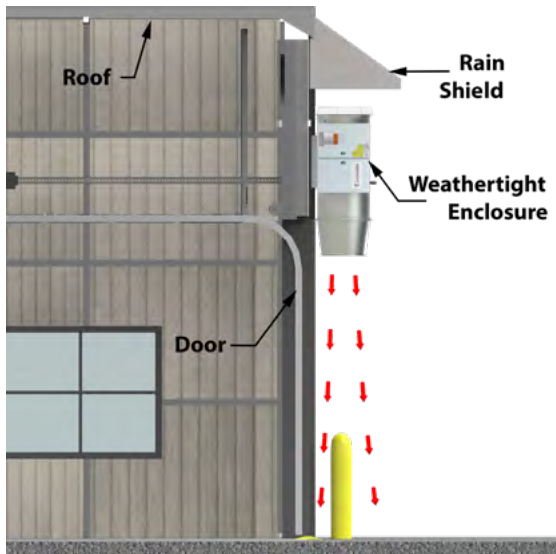


Mounted at a 45° angle, the Aerovent door air heater directs hot air to the floor area just inside of the doorway. The heater is turned on by the door switch when the door is opened.



Alternate vertical door air heaters may also be used with roll top or straight lift doors, directing a flow of warm air to the floor just inside of the door opening.

Exterior Installation




The door air heater is very effective when mounted outside as illustrated at above. Rain shield is to be furnished by the installer.

Aerovent certifies that the Door Air Heaters shown on these pages have been tested and rated in accordance with industry accepted test codes and are guaranteed by the manufacturer to deliver rated performance.

SPECIFICATIONS	ADH-7	ADH-9
Airflow	6,000 CFM	6,000 CFM
Heating Capacity	700,000 BTU/HR	900,000 BTU/HR
Fuel	Natural Gas or Propane (LP)	Natural Gas or Propane (LP)
Temperature Rise	100°F	130°F
Motor	3 HP, 1800 RPM, TEFC	3 HP, 1800 RPM, TEFC
Power Supply	208/230/460V 3 Ph 60 Hz	208/230/460V 3 Ph 60 Hz
Natural Gas	6.5" w.c. (min) 1 PSI (max)	8.5" w.c. (min) 1 PSI (max)
Propane (LP)	3.5" w.c. (min) 1 PSI (max)	4.5" w.c. (min) 1 PSI (max)
Gas Train	1" ANSI Certified	1" ANSI Certified
Dimensions (in.)	67.5 L x 34.5 W x 27 D	67.5 L x 34.5 W x 27 D
Weight	330 lbs.	330 lbs.



DIMENSIONAL DATA



**WALL MOUNTED FANS | TUBEAXIAL & VANEAXIAL FANS | CENTRIFUGAL FANS & BLOWERS
ROOF VENTILATORS | AIR HEATERS & COOLERS | AIR MAKE-UP | FIBERGLASS FANS | CUSTOM FANS**



AEROVENT 
INDUSTRIAL VENTILATION SYSTEMS

AEROVENT.COM

5959 Trenton Lane N | Minneapolis, MN 55442 | Phone: 763-551-7500 | Fax: 763-551-7501